

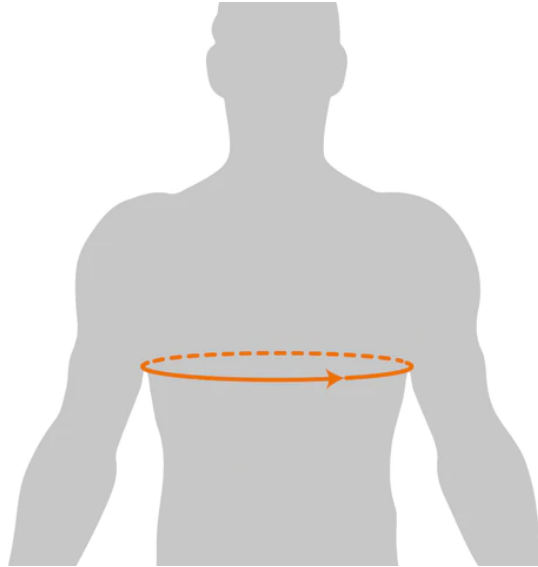
SIZE CHART



***PRODUCT SPECIFIC SIZE CHARTS CAN FOUND ON THE INDIVIDUAL PRODUCT PAGES (ABOVE 'ADD TO CART')**

MEN'S JACKETS AND TOPS

Place the tape measure around the large part of your chest, usually just below the arm pits. Don't stretch the tape too tight. Align this measurement with the table below to help select your size. Outer layers are made larger to accommodate layers underneath.



MEN'S OUTER LAYER JACKETS

SIZE	CHEST CM	CHEST INCHES
XXS	85-90	33-35
XS	90-95	35-37
S	95-100	37-39
M	100-105	39-41
L	105-110	41-43
XL	110-115	43-45
2XL	115-120	45-47
3XL	120-125	47-49
4XL	125-130	49-51
5XL	130-135	51-53

MEN'S BASE & MID-LAYER TOPS

SIZE	CHEST CM	CHEST INCHES
XXS	85-90	33-35
XS	90-95	35-37
S	95-100	37-39
M	100-105	39-41
L	105-110	41-43
XL	110-115	43-45
2XL	115-120	45-47
3XL	120-125	47-49
4XL	125-130	49-51
5XL	130-135	51-53

MEN'S PANTS & SHORTS

[Help](#)

WAIST: Place the tape measure around your waist, just above where your pants would normally naturally rest. Don't pull the tape tight, but make sure it is snug. Align this

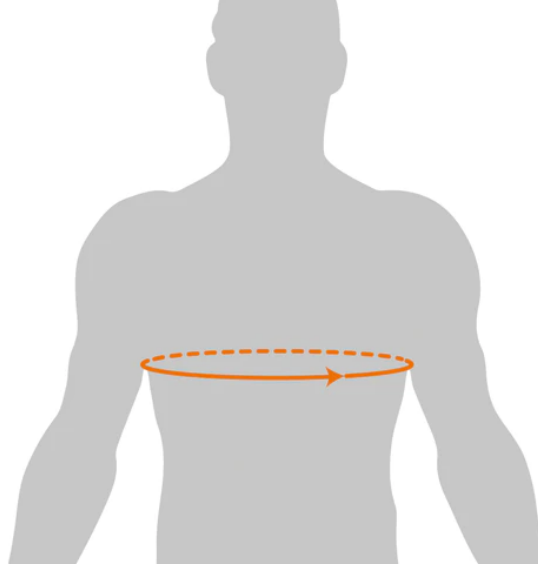
SIZE CHART



***PRODUCT SPECIFIC SIZE CHARTS CAN FOUND ON THE INDIVIDUAL PRODUCT PAGES (ABOVE 'ADD TO CART')**

MEN'S JACKETS AND TOPS

Place the tape measure around the large part of your chest, usually just below the arm pits. Don't stretch the tape too tight. Align this measurement with the table below to help select your size. Outer layers are made larger to accommodate layers underneath.



MEN'S OUTER LAYER JACKETS

SIZE	CHEST CM	CHEST INCHES
XXS	85-90	33-35
XS	90-95	35-37
S	95-100	37-39
M	100-105	39-41
L	105-110	41-43
XL	110-115	43-45
2XL	115-120	45-47
3XL	120-125	47-49
4XL	125-130	49-51
5XL	130-135	51-53

MEN'S BASE & MID-LAYER TOPS

SIZE	CHEST CM	CHEST INCHES
XXS	85-90	33-35
XS	90-95	35-37
S	95-100	37-39
M	100-105	39-41
L	105-110	41-43
XL	110-115	43-45
2XL	115-120	45-47
3XL	120-125	47-49
4XL	125-130	49-51
5XL	130-135	51-53

MEN'S PANTS & SHORTS

WAIST: Place the tape measure around your waist, just above where your pants would normally naturally rest. Don't pull the tape tight, but make sure it is snug. Align this



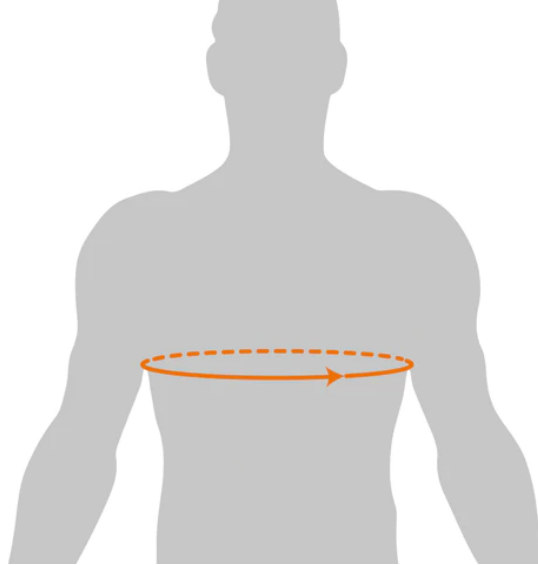
SIZE CHART



***PRODUCT SPECIFIC SIZE CHARTS CAN FOUND ON THE INDIVIDUAL PRODUCT PAGES (ABOVE 'ADD TO CART')**

MEN'S JACKETS AND TOPS

Place the tape measure around the large part of your chest, usually just below the arm pits. Don't stretch the tape too tight. Align this measurement with the table below to help select your size. Outer layers are made larger to accommodate layers underneath.



MEN'S OUTER LAYER JACKETS

SIZE	CHEST CM	CHEST INCHES
XXS	85-90	33-35
XS	90-95	35-37
S	95-100	37-39
M	100-105	39-41
L	105-110	41-43
XL	110-115	43-45
2XL	115-120	45-47
3XL	120-125	47-49
4XL	125-130	49-51
5XL	130-135	51-53

MEN'S BASE & MID-LAYER TOPS

SIZE	CHEST CM	CHEST INCHES
XXS	85-90	33-35
XS	90-95	35-37
S	95-100	37-39
M	100-105	39-41
L	105-110	41-43
XL	110-115	43-45
2XL	115-120	45-47
3XL	120-125	47-49
4XL	125-130	49-51
5XL	130-135	51-53

MEN'S PANTS & SHORTS

WAIST: Place the tape measure around your waist, just above where your pants would normally naturally rest. Don't pull the tape tight, but make sure it is snug. Align this

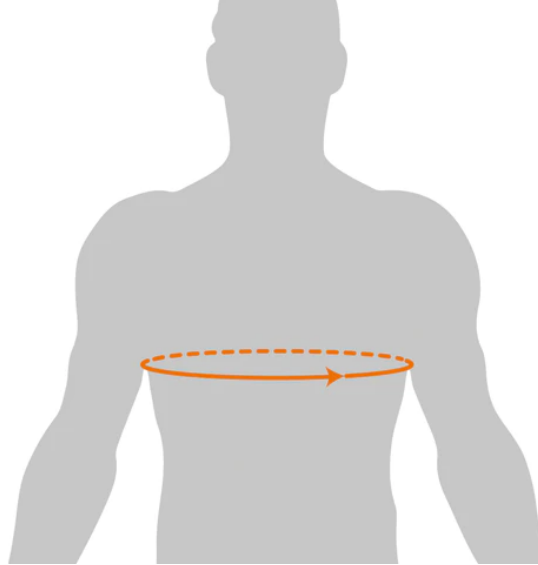


SIZE CHART

***PRODUCT SPECIFIC SIZE CHARTS CAN FOUND ON THE INDIVIDUAL PRODUCT PAGES (ABOVE 'ADD TO CART')**

MEN'S JACKETS AND TOPS

Place the tape measure around the large part of your chest, usually just below the arm pits. Don't stretch the tape too tight. Align this measurement with the table below to help select your size. Outer layers are made larger to accommodate layers underneath.



MEN'S OUTER LAYER JACKETS

SIZE	CHEST CM	CHEST INCHES
XXS	85-90	33-35
XS	90-95	35-37
S	95-100	37-39
M	100-105	39-41
L	105-110	41-43
XL	110-115	43-45
2XL	115-120	45-47
3XL	120-125	47-49
4XL	125-130	49-51
5XL	130-135	51-53

MEN'S BASE & MID-LAYER TOPS

SIZE	CHEST CM	CHEST INCHES
XXS	85-90	33-35
XS	90-95	35-37
S	95-100	37-39
M	100-105	39-41
L	105-110	41-43
XL	110-115	43-45
2XL	115-120	45-47
3XL	120-125	47-49
4XL	125-130	49-51
5XL	130-135	51-53

MEN'S PANTS & SHORTS

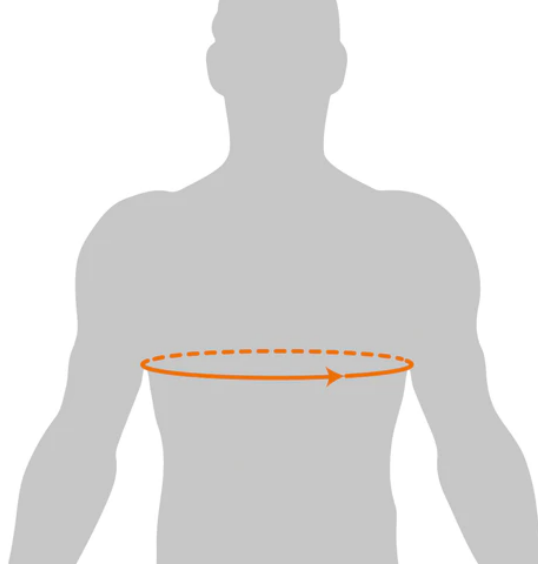
WAIST: Place the tape measure around your waist, just above where your pants would normally naturally rest. Don't pull the tape tight, but make sure it is snug. Align this

SIZE CHART

***PRODUCT SPECIFIC SIZE CHARTS CAN FOUND ON THE INDIVIDUAL PRODUCT PAGES (ABOVE 'ADD TO CART')**

MEN'S JACKETS AND TOPS

Place the tape measure around the large part of your chest, usually just below the arm pits. Don't stretch the tape too tight. Align this measurement with the table below to help select your size. Outer layers are made larger to accommodate layers underneath.



MEN'S OUTER LAYER JACKETS

SIZE	CHEST CM	CHEST INCHES
XXS	85-90	33-35
XS	90-95	35-37
S	95-100	37-39
M	100-105	39-41
L	105-110	41-43
XL	110-115	43-45
2XL	115-120	45-47
3XL	120-125	47-49
4XL	125-130	49-51
5XL	130-135	51-53

MEN'S BASE & MID-LAYER TOPS

SIZE	CHEST CM	CHEST INCHES
XXS	85-90	33-35
XS	90-95	35-37
S	95-100	37-39
M	100-105	39-41
L	105-110	41-43
XL	110-115	43-45
2XL	115-120	45-47
3XL	120-125	47-49
4XL	125-130	49-51
5XL	130-135	51-53

MEN'S PANTS & SHORTS

WAIST: Place the tape measure around your waist, just above where your pants would normally naturally rest. Don't pull the tape tight, but make sure it is snug. Align this

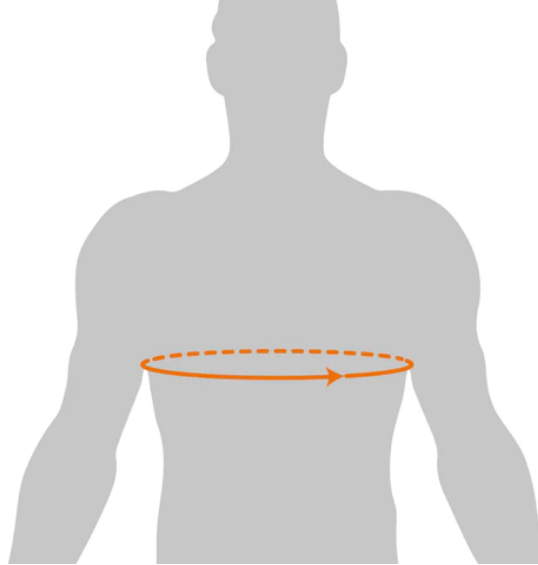
SIZE CHART



***PRODUCT SPECIFIC SIZE CHARTS CAN FOUND ON THE INDIVIDUAL PRODUCT PAGES (ABOVE 'ADD TO CART')**

MEN'S JACKETS AND TOPS

Place the tape measure around the large part of your chest, usually just below the arm pits. Don't stretch the tape too tight. Align this measurement with the table below to help select your size. Outer layers are made larger to accommodate layers underneath.



MEN'S OUTER LAYER JACKETS

SIZE	CHEST CM	CHEST INCHES
XXS	85-90	33-35
XS	90-95	35-37
S	95-100	37-39
M	100-105	39-41
L	105-110	41-43
XL	110-115	43-45
2XL	115-120	45-47
3XL	120-125	47-49
4XL	125-130	49-51
5XL	130-135	51-53

MEN'S BASE & MID-LAYER TOPS

SIZE	CHEST CM	CHEST INCHES
XXS	85-90	33-35
XS	90-95	35-37
S	95-100	37-39
M	100-105	39-41
L	105-110	41-43
XL	110-115	43-45
2XL	115-120	45-47
3XL	120-125	47-49
4XL	125-130	49-51
5XL	130-135	51-53

MEN'S PANTS & SHORTS

WAIST: Place the tape measure around your waist, just above where your pants would normally naturally rest. Don't pull the tape tight, but make sure it is snug. Align this



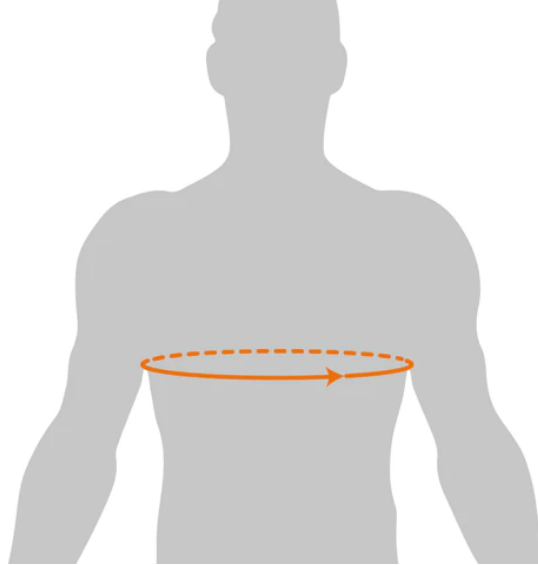
SIZE CHART



***PRODUCT SPECIFIC SIZE CHARTS CAN FOUND ON THE INDIVIDUAL PRODUCT PAGES (ABOVE 'ADD TO CART')**

MEN'S JACKETS AND TOPS

Place the tape measure around the large part of your chest, usually just below the arm pits. Don't stretch the tape too tight. Align this measurement with the table below to help select your size. Outer layers are made larger to accommodate layers underneath.



MEN'S OUTER LAYER JACKETS

SIZE	CHEST CM	CHEST INCHES
XXS	85-90	33-35
XS	90-95	35-37
S	95-100	37-39
M	100-105	39-41
L	105-110	41-43
XL	110-115	43-45
2XL	115-120	45-47
3XL	120-125	47-49
4XL	125-130	49-51
5XL	130-135	51-53

MEN'S BASE & MID-LAYER TOPS

SIZE	CHEST CM	CHEST INCHES
XXS	85-90	33-35
XS	90-95	35-37
S	95-100	37-39
M	100-105	39-41
L	105-110	41-43
XL	110-115	43-45
2XL	115-120	45-47
3XL	120-125	47-49
4XL	125-130	49-51
5XL	130-135	51-53

MEN'S PANTS & SHORTS

WAIST: Place the tape measure around your waist, just above where your pants would normally naturally rest. Don't pull the tape tight, but make sure it is snug. Align this

